

Knoxville – Knox County

Head Start/Early Head Start

Annual Report
2008-2009

*Administered by
Knoxville Knox County Community Action Committee*



Head Start...

... is a national program that provides comprehensive child development services to economically disadvantaged children and families, with a focus on assisting preschoolers to develop the social, emotional, early literacy and math skills they need to be successful in school.

Knoxville-Knox County Head Start (KKCHS) began in the summer of 1965 and currently serves 860 preschool children and 32 infants/toddlers and their families. This includes children with disabilities, dual language learners, foster children, and other special populations. KKCHS preschool programs and services are provided at six centers, with one center additionally providing a full day option to parents qualifying for a child care certificate. Early Head Start services are also provided at one center. The program served less than 1% of the eligible infants/toddlers and 46% of the eligible preschoolers in Knox County during the 2008-2009 school year.*

Head Start programs promote school readiness by enhancing the social and cognitive development of children through the provision of educational, health, nutritional, social and other services.

We engage parents as the child's primary teachers and help them to make progress towards educational, literacy, and employment goals. Significant emphasis is placed on parent involvement in the administration of KKCHS.

* figures taken from Kids Count 2007





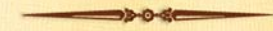
We Served...

... 1035 children during the 08-09 school year ~ 10 children less than age one, 12 one-year olds, 14 two-year olds, 454 three-year olds, and 543 four-year olds. 887 spoke English in the home, 124 spoke Spanish, 8 spoke Middle Eastern or South Asian Languages, 6 spoke East Asian Languages, 4 spoke African Languages, 3 spoke Native Central American, South American or Mexican Languages, and 3 spoke European or Slavic Languages. We served 958 families ~ 304 two-parent families and 654 single-parent families. 566 had one or more parents employed and 652 had a parent with a High School diploma, GED, or higher.



Services Provided

At Knoxville-Knox County Head Start, our mission is to advance the physical, mental, economic, and social well-being of children and families through quality, comprehensive services.



Medical Services ~

96% of children received medical exams

99% (1025) have medical homes

99.8% (1033) were current on immunizations

Dental Services ~

95% received dental exams

A 43% (551 in the fall to 972) increase in the number of children with continuous, accessible dental care provided by a dentist.

Disability Services –

12% of children received on-site disability services

Transportation Services ~

740 children were transported daily on 39 bus routes

97 transports to medical appointments were made by Head Start staff

Nutrition Services ~

64,994 Breakfasts were served

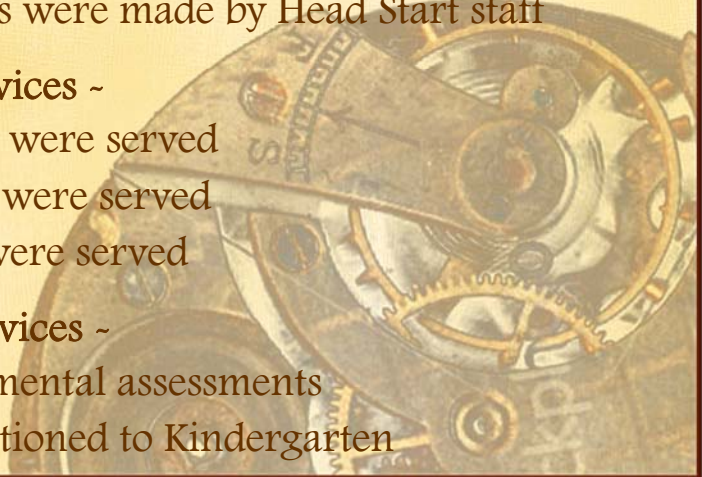
112,009 lunches were served

55,692 Snacks were served

Education Services ~

98.8% received developmental assessments

41% (424) of children transitioned to Kindergarten



The average monthly enrollment for Head Start was 104%

The average monthly enrollment for Early Head Start was 100%

Our 958 Families...

...had the opportunity to complete a Family Needs Assessment. 79% (756) participated.

Family Needs Assessment Results

- *Literacy* ~ A 10% increase in # times parents read to their children. Of the parents who reported not reading to their children, 88% had begun to do so during the school year. A 43% increase in the # of children whose parents took them to the library.
- *Health & Nutrition* ~ Families needing help with nutrition and menu planning decreased from 131 to 39, a decrease of 70%. 17% fewer families reported that the adults in the home had no access to healthcare (150 to 125). Siblings with no access to healthcare declined 54% (48 to 22).
- *Family Needs* ~ Families needing help with budgeting decreased 71%. 36 families who reported inadequate housing in the fall had found adequate housing by the spring. 52 families had acquired adequate transportation by spring who had reported no or inadequate transportation in the fall. 57 families reported adequate employment who had reported either unemployment or under employment in the fall.

Family Partnership Agreement Results

- 855 families (89%) set one or more goals - 1,817 goals set (average 2 per family). Of those, 771 of them made progress toward their goals (90%). Of those, 630 families accomplished one or more of their goals (82%)
- *Goals set* ~ 38% set a Family Literacy/Child Education goal, 44% set a Parenting Skills/Parent Involvement goal, and 18% set a Family Strength/Self-Sufficiency goal.

Parent Referrals and Services: 420 Emergency Services for families
and 110 Referrals to Community Agencies for families

Parent Involvement...

We believe that parents are the primary educators of their children, and as such, must be involved to the maximum extent possible in the Head Start program.

Parent Activities and Services Included:

Parent Orientation - 958 families attended orientation sessions and toured their child's center

Center Parent Committees - 613 (64%) of parents participated in one or more Parent Committee meeting. On average 321 (34%) of parents attended monthly.

Policy Council - 25 parents were elected by the parents in their centers to serve on Policy Council. Policy Council met monthly. Parents and Community Representatives worked together in relation to program governance (shared with Grantee Board of Directors), and to provide guidance and support for Head Start Administrative staff.



Volunteering - 1058 parents and family members were involved 10,524 hours:

- classrooms, field trips, material preparation
- training, parent meetings
- assisted the program in meeting local match for federal funds valued at \$125,000

5,730 Home Visits/Parent Conferences were conducted by Head Start staff

- o *Education* - parent input to curriculum, parent-planned classroom activities, home activities to support developmental goals for each child
- o *Family Services* - identification of family strengths and needs, goal setting to promote family self-sufficiency
- o *Health/Dental* - involvement of parent in preventive health, medical and dental follow up as identified through Head Start screening
- o *Disability* - identification and follow up for children with special needs

Monthly Newsletters and Parent-Activity Calendars

Weekly Home Parent-Child Activities - "Homework"

Home Activity Plans developed with Parents and Teachers at least 4 times a year

School Readiness Goals and Education Outcomes

The purpose of the Head Start program is to promote the school readiness of low income children.

Specifically, the primary goal of the Knoxville-Knox County Head Start/Early Head Start program is to “bring about a greater degree of social competence (school readiness) in the children we serve by working to enhance their cognitive and intellectual development, their social skills, and their physical and mental health”. In short, Head Start is all about getting kids ready for school. To this end the Knoxville-Knox County Head Start/ Early Head Start program has developed school readiness goals. These goals are aligned with the Head Start Child Outcomes Framework and the Tennessee Early Learning Developmental Standards (which are aligned with K-12 standards).

Data for measuring progress in meeting School Readiness Goals come from the following assessment instruments:

Learning Accomplishment Profile Diagnostic (LAP-D); Learning Accomplishment Profile (LAP-R); The Devereux Early Childhood Assessment (DECA); Alphabet Identification Assessment; Getting Ready to Read Screen; Language Stage Placement for English Language Learners; Kindergarten Brigrance. Additional data are obtained from Parent Reports and Child Health Records

School Readiness Goals

1. When children leave Head Start, they will be physically healthy.
2. When children leave Head Start, they will be socially competent.
3. When children leave Head Start, they will be academically ready.

Education Outcomes

Children made an increase of...

- 27 % in their letter recognition skills.
- 19% in their language development skills.
 - 13% in their literacy skills.
 - 22% in their math skills.
 - 29% in their science skills.
- 20% in their creative arts skills.
- 21% in their social/emotional development.
- 27% in their approaches to learning.
- 17% in their physical development.

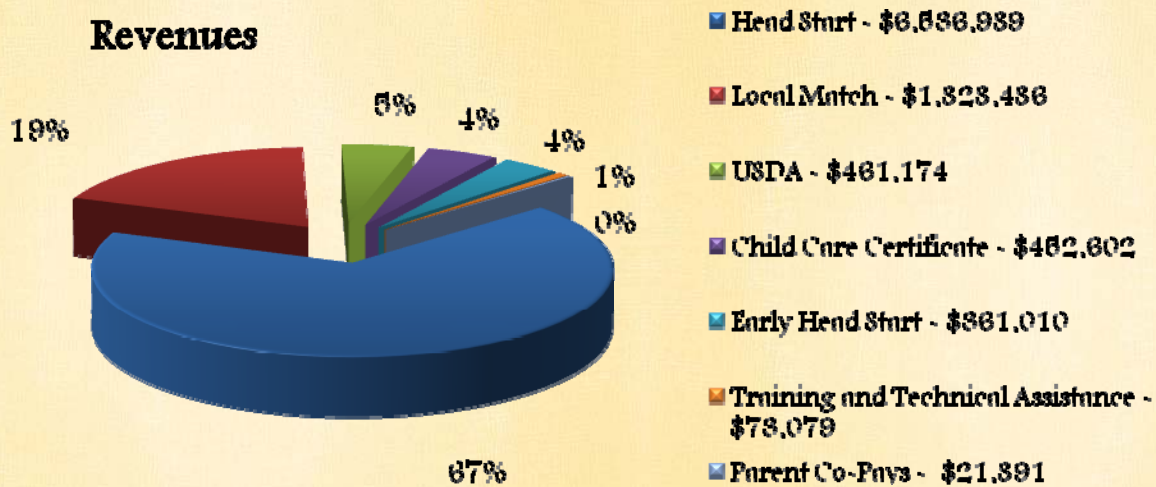


Kindergarten-bound children knew an average of 15 letters of the alphabet by the end of the school year

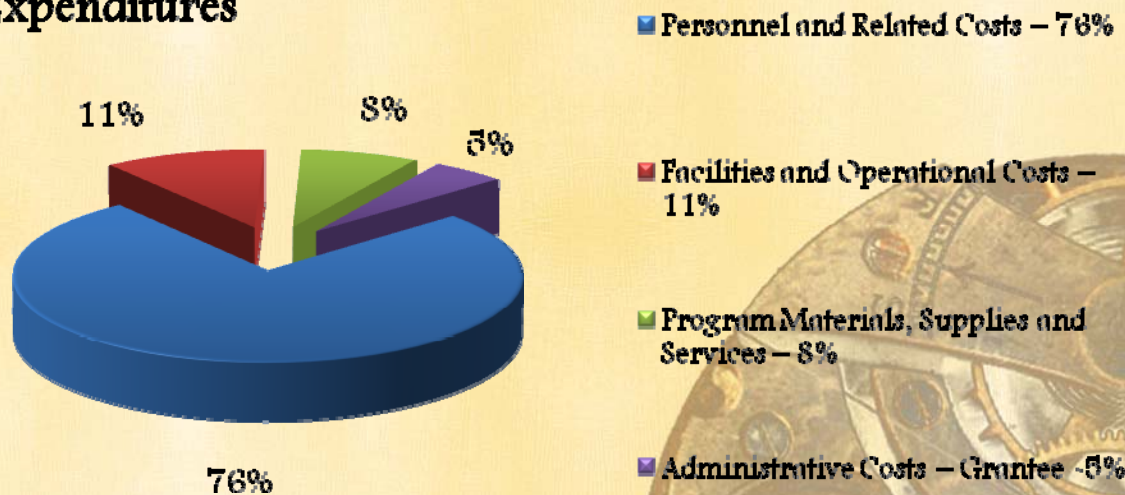
To assist in a smooth transition from Head Start to public school, Kindergarten bound children were provided with a backpack, two pencils, scissors, ruler, glue stick, pencil pouch and crayons. Transition material was provided to all parents of kindergarten children at the last Home Visit. In addition, Kindergarten visits were made to 26 Knox County Elementary Schools. On these visits, the children toured the different parts of the school – kindergarten classrooms, library, gymnasium, art room, music room and playground.

Annual Budget and Expenditures

Revenues



Expenditures



Our Staff...



...included 166 people: 114 Education Staff, 25 Family Services/Support Staff, 12 Health/Nutrition/Disability Staff, and 15 Program Design/Management Staff. Leadership included a Registered Dietician, Licensed Clinical Social Worker, Registered Nurse, Certified Playground Inspector, Commercial Driver's License Trainer/Tester, and Certified Child Restraint Inspector. Of the 166 employees, 30 were current or former Head Start parents. Work history verification, reference checks, driving record checks, drug and alcohol tests and criminal records checks are completed on all Head Start staff.

100% of Center Managers have Early Childhood Education or Related Degrees ~ 88% of Teachers have Early Childhood Education or Related Degrees ~ 82% of Teacher Assistants have a Child Development Credential or are in CDA training ~ 100% of teaching staff are certified in Infant, Child and Adult CPR and First Aid ~ 100% of teaching staff have Professional Development Plans ~ 100% of teaching staff have Commercial Driver's Licenses.


“A Teacher affects eternity;
He can never tell where
his influence stops.”

~Henry Brooks Adams



Program Accomplishments

The outcome of the Federal Monitoring Review, completed in November 2008, indicated that Knoxville-Knox County Head Start is in full compliance with Head Start regulations and has "...a strong leadership team, as evidenced by its innovative and effective program operations." In addition, the review found "...the quality of the classrooms in this program was phenomenal."



In addition, Knoxville-Knox County Head Start is in full compliance with the standards and regulations of the following programs-

- ~State Childcare Licensing~
- ~Child and Adult Food Program~
- ~Department of Transportation~

Other Achievements

- ~Received Three-star Quality ratings by the Department of Human Services~
- ~Found in full compliance with applicable standards and regulations-no findings during a 2008 Independent Fiscal Audit~

